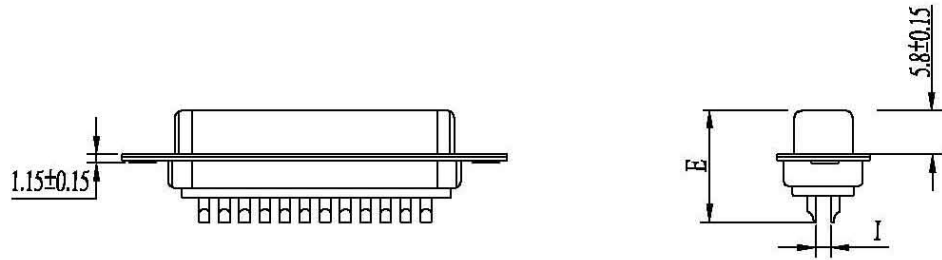
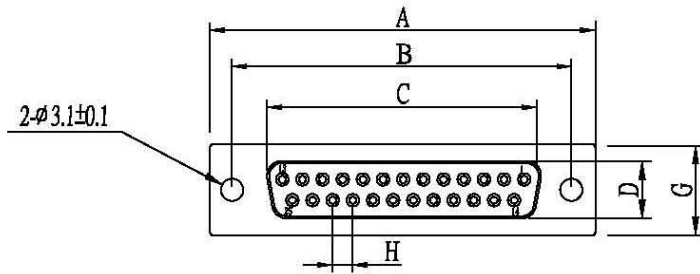


REV.	ECN NO	LOCATIONS	DESCRIPTION	DATE	REWSER	APPD



Note:

1.Material:

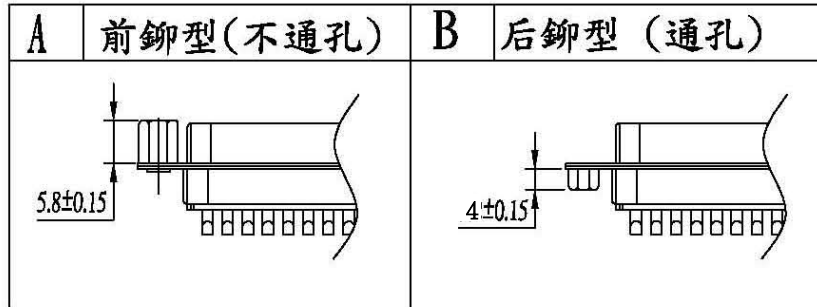
- 1.1 Insulator: P.B.T UL 94-V0 rated.
- 1.2 Contact: Copper alloy,t=0.20mm.
- 1.3 Shell: Cold rolled steel,t=0.40mm.

2.Specification:

- 2.1 Current rating: 1 A Max.
- 2.2 Dielectric withstanding voltage: 500 V(ac) for 1 minute.
- 2.3 Contact resistance: 30 mΩ Max.
- 2.4 Insulation resistance: 1000 MΩ Min at DC 500V.
- 2.5 Total mating force: 8.0 Kgf Max.
- 2.6 Total unmating force: 1.5 Kgf Min.
- 2.7 Temperature range: -55°C~+105°C

3.Finishes:

- 3.1 contacts:Gold flashed 1u",3u",5u",10U",15u",30u".
- 3.2 Shell: Nickel,tin or gold plated



Pin No.	A±0.25	B±0.20	C±0.20	D±0.20	E± 0.30	F±0.25	G±0.25	H±0.05	I±0.10	J±0.25	K±0.25
9	30.81	24.99	16.33	7.9	15.0		12.55	2.77	2.84		
15	39.25	33.32	24.66	7.9	15.0		12.55	2.77	2.84		
25	53.04	47.04	38.38	7.9	15.0		12.55	2.77	2.84		
37	69.50	63.50	54.84	7.9	15.0		12.55	2.77	2.84		

4	Back-shell	1	Cold Rolled Steel	T=040mm	Tin Plated
3	Front-shell	1	Cold Rolled Steel	T=0.40mm	Nickel Plated
2	Contact	9~37	Copper alloy	T=0.20mm	Gold Plated
1	Housing	2	P.B.T	UL 94-V0	Black/Blue/White
No.	Part Name	Qty	Material	Remarks & Thickness	Finish

UNIT	mm	Projection		Secon International Enterprise Co., Ltd.			
TOLERANCES				TITLE			
x. = ± 0.3 .xx = ± 0.2 .xxx = ± 0.10				D-SUB connector Solder Female Type			
				PART NO.	DSUB-SxxFS		
DRAWN	Kevin	DATE	02-03-2006				
SCALE	1:1	SIZE	A4	SHEET	1/1	REV	A1